



Speed Summary Report

For Town of Dedham on 7/5/2016 at 7:33 PM

Generated by Brian Cullinane

Time of Day: 0:00 to 23:59

Location: Walnut Street, 175 Walnut St, S

Dates: 6/4/2016 to 7/3/2016 (Su, M, T, W, Th, F, Sa)

Notes:

Hours	Mode	Speed Limit	Total # Vehicles	Total # Violations	% Violations	Average # Vehicles per day	Average # of Violations per day	Minimum Speed Recorded	Maximum Speed Recorded	Average Speed	50% Speed	85% Speed	Sign Effectiveness
0:00	Speed Display	30	152	53	34.9 %	16.9	5.9	5	39	27	26.1	31.8	44.1 %
1:00	Speed Display	30	101	30	29.7 %	11.2	3.3	5	47	26	26.2	30.6	41.4 %
2:00	Speed Display	30	45	11	24.4 %	5.6	1.4	5	36	26	25.6	29.2	50.6 %
3:00	Speed Display	30	47	20	42.6 %	5.2	2.2	8	38	27	25.9	29.8	63.5 %
4:00	Speed Display	30	46	16	34.8 %	5.1	1.8	5	37	27	26.0	28.8	41.0 %
5:00	Speed Display	30	224	91	40.6 %	24.9	10.1	5	41	27	27.4	32.4	31.7 %
6:00	Speed Display	30	592	161	27.2 %	65.8	17.9	5	42	23	24.4	32.3	38.3 %
7:00	Speed Display	30	1086	356	32.8 %	120.7	39.6	5	43	25	26.8	32.7	36.3 %
8:00	Speed Display	30	1218	405	33.3 %	135.3	45.0	5	40	26	27.2	32.6	34.0 %
9:00	Speed Display	30	1183	423	35.8 %	131.4	47.0	5	45	26	28.1	33.0	35.4 %
10:00	Speed Display	30	1333	440	33.0 %	148.1	48.9	5	45	26	27.9	32.7	36.3 %
11:00	Speed Display	30	1424	560	39.3 %	158.2	62.2	5	44	27	28.6	33.4	36.2 %



Speed Summary Report

For Town of Dedham on 7/5/2016 at 7:33 PM

Generated by Brian Cullinane

Time of Day: 0:00 to 23:59

Location: Walnut Street, 175 Walnut St, S

Dates: 6/4/2016 to 7/3/2016 (Su, M, T, W, Th, F, Sa)

Hours	Mode	Speed Limit	Total # Vehicles	Total # Violations	% Violations	Average # Vehicles per day	Average # of Violations per day	Minimum Speed Recorded	Maximum Speed Recorded	Average Speed	50% Speed	85% Speed	Sign Effectiveness
12:00	Speed Display	30	1558	551	35.4 %	173.1	61.2	5	41	26	27.9	33.0	38.7 %
13:00	Speed Display	30	1401	501	35.8 %	155.7	55.7	5	44	26	28.3	33.2	37.1 %
14:00	Speed Display	30	1585	662	41.8 %	176.1	73.6	5	44	27	29.1	34.0	36.4 %
15:00	Speed Display	30	1643	702	42.7 %	182.6	78.0	5	44	27	29.1	34.1	35.0 %
16:00	Speed Display	30	1652	610	36.9 %	183.6	67.8	5	56	27	28.4	33.3	38.1 %
17:00	Speed Display	30	1578	596	37.8 %	175.3	66.2	5	48	26	28.3	33.3	37.9 %
18:00	Speed Display	30	1516	511	33.7 %	168.4	56.8	5	50	26	27.8	33.0	38.1 %
19:00	Speed Display	30	1105	366	33.1 %	122.8	40.7	5	43	26	27.3	32.9	43.0 %
20:00	Speed Display	30	915	242	26.4 %	101.7	26.9	5	44	25	26.4	32.0	43.8 %
21:00	Speed Display	30	695	134	19.3 %	77.2	14.9	5	41	24	25.7	30.8	45.0 %
22:00	Speed Display	30	492	118	24.0 %	54.7	13.1	5	41	24	25.4	31.7	46.1 %
23:00	Speed Display	30	292	88	30.1 %	32.4	9.8	5	42	26	27.1	31.9	46.5 %
Total Volumes / Avg Speeds	Speed Display	30	21883	7647	34.9 %	2,432.1	849.8	5	56	26	27.1	32.2	41.0 %



Speed Summary Report

For Town of Dedham on 7/5/2016 at 7:33 PM

Generated by Brian Cullinane

Time of Day: 0:00 to 23:59

Location: Walnut Street, 175 Walnut St, S

Dates: 6/4/2016 to 7/3/2016 (Su, M, T, W, Th, F, Sa)

Hours	Mode	Speed Limit	Total # Vehicles	Total # Violations	% Violations	Average # Vehicles per day	Average # of Violations per day	Minimum Speed Recorded	Maximum Speed Recorded	Average Speed	50% Speed	85% Speed	Sign Effectiveness
Total/Avg w/o Feedback			0	0	0.0 %	0.0	0.0	0	0	0	0.0	0.0	0.0 %
Total/Avg w/Feedback			21883	7647	34.9 %	2,432.1	849.8	5	56	26	27.1	32.2	41.0 %



Speed Summary Report

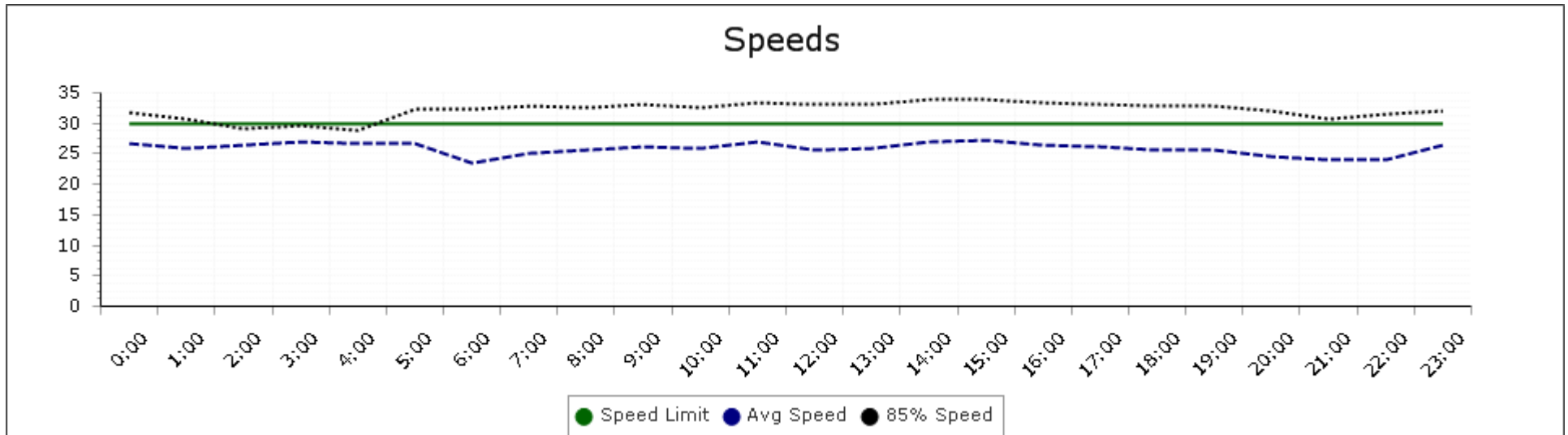
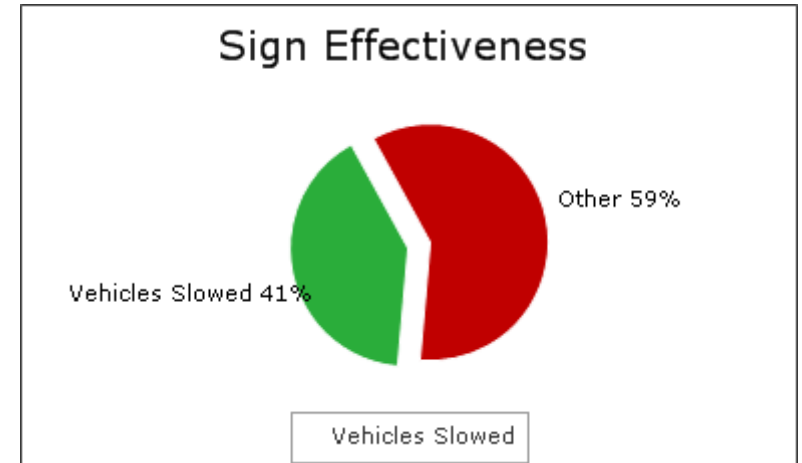
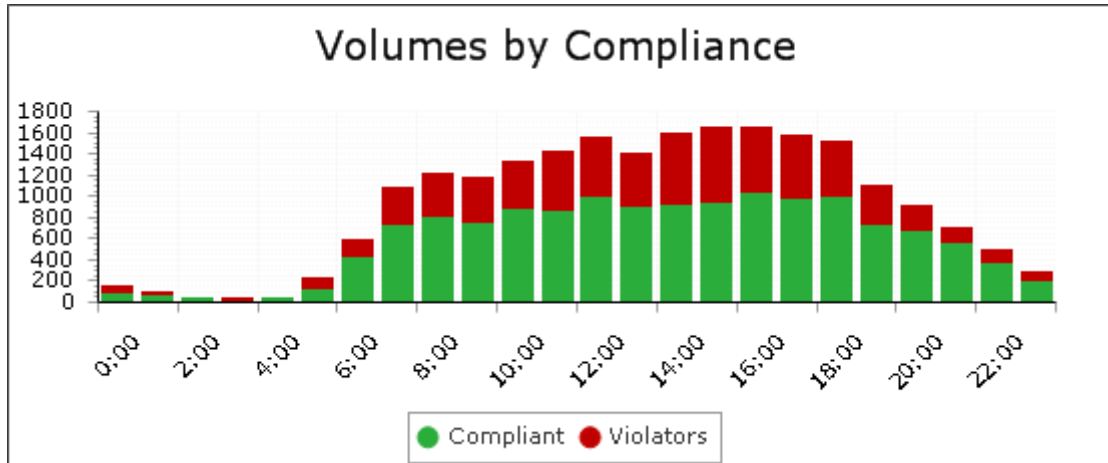
For Town of Dedham on 7/5/2016 at 7:33 PM

Generated by Brian Cullinane

Location: Walnut Street, 175 Walnut St, S

Time of Day: 0:00 to 23:59

Dates: 6/4/2016 to 7/3/2016 (Su, M, T, W, Th, F, Sa)





Speed Summary Report

For Town of Dedham on 7/5/2016 at 7:33 PM

Generated by Brian Cullinane

Time of Day: 0:00 to 23:59

Location: Walnut Street, 175 Walnut St, S

Dates: 6/4/2016 to 7/3/2016 (Su, M, T, W, Th, F, Sa)

Overall Summary

Total Days of Data	10
Speed Limit	30
Average Speed	25.92
50th Percentile Speed	27.12
85th Percentile Speed	32.18
Pace speed range	28 to 37
Maximum Speed	56
Minimum Speed	5
Display Status?	Displaying Speed Feedback
Average Volume per Day	2,432.07
Total Volume	21,883