



Speed Summary Report

For Town of Dedham on 8/29/2016 at 8:18 AM

Generated by Brian Cullinane

Time of Day: 0:00 to 23:59

Location: Oak Street, 82 Oak Street, E

Dates: 6/24/2016 to 8/22/2016 (Su, M, T, W, Th, F, Sa)

Notes:

| Hours | Mode | Speed Limit | Total # Vehicles | Total # Violations | % Violations | Average # Vehicles per day | Average # of Violations per day | Minimum Speed Recorded | Maximum Speed Recorded | Average Speed | 50% Speed | 85% Speed | Sign Effectiveness |
|-------|---------------|-------------|------------------|--------------------|--------------|----------------------------|---------------------------------|------------------------|------------------------|---------------|-----------|-----------|--------------------|
| 0:00 | Speed Display | 30 | 44 | 0 | 0.0 % | 4.4 | 0.0 | 6 | 28 | 19 | 18.3 | 21.2 | 88.5 % |
| 1:00 | Speed Display | 30 | 21 | 0 | 0.0 % | 2.3 | 0.0 | 6 | 28 | 21 | 20.2 | 22.5 | 100.0 % |
| 2:00 | Speed Display | 30 | 21 | 0 | 0.0 % | 3.0 | 0.0 | 16 | 26 | 21 | 20.6 | 21.8 | 80.8 % |
| 3:00 | Speed Display | 30 | 15 | 0 | 0.0 % | 2.1 | 0.0 | 5 | 30 | 15 | 15.7 | 16.1 | 60.0 % |
| 4:00 | Speed Display | 30 | 11 | 0 | 0.0 % | 1.8 | 0.0 | 5 | 27 | 15 | 15.1 | 15.1 | 81.6 % |
| 5:00 | Speed Display | 30 | 58 | 0 | 0.0 % | 6.4 | 0.0 | 5 | 25 | 17 | 16.4 | 19.1 | 64.9 % |
| 6:00 | Speed Display | 30 | 87 | 0 | 0.0 % | 9.7 | 0.0 | 5 | 30 | 21 | 20.3 | 22.8 | 76.6 % |
| 7:00 | Speed Display | 30 | 178 | 1 | 0.6 % | 19.8 | 0.1 | 8 | 31 | 22 | 21.6 | 24.8 | 79.3 % |
| 8:00 | Speed Display | 30 | 255 | 0 | 0.0 % | 28.3 | 0.0 | 5 | 29 | 21 | 20.8 | 24.1 | 79.1 % |
| 9:00 | Speed Display | 30 | 251 | 1 | 0.4 % | 27.9 | 0.1 | 5 | 31 | 21 | 20.8 | 24.0 | 76.4 % |
| 10:00 | Speed Display | 30 | 320 | 2 | 0.6 % | 35.6 | 0.2 | 5 | 32 | 21 | 21.1 | 23.6 | 76.8 % |
| 11:00 | Speed Display | 30 | 332 | 3 | 0.9 % | 33.2 | 0.3 | 5 | 36 | 21 | 21.1 | 24.4 | 79.3 % |



Speed Summary Report

For Town of Dedham on 8/29/2016 at 8:18 AM

Generated by Brian Cullinane

Time of Day: 0:00 to 23:59

Location: Oak Street, 82 Oak Street, E

Dates: 6/24/2016 to 8/22/2016 (Su, M, T, W, Th, F, Sa)

| Hours | Mode | Speed Limit | Total # Vehicles | Total # Violations | % Violations | Average # Vehicles per day | Average # of Violations per day | Minimum Speed Recorded | Maximum Speed Recorded | Average Speed | 50% Speed | 85% Speed | Sign Effectiveness |
|-----------------------------------|---------------|-------------|------------------|--------------------|--------------|----------------------------|---------------------------------|------------------------|------------------------|---------------|-----------|-----------|--------------------|
| 12:00 | Speed Display | 30 | 429 | 2 | 0.5 % | 42.9 | 0.2 | 5 | 33 | 21 | 21.1 | 24.4 | 78.3 % |
| 13:00 | Speed Display | 30 | 468 | 7 | 1.5 % | 46.8 | 0.7 | 5 | 35 | 21 | 20.9 | 24.2 | 78.9 % |
| 14:00 | Speed Display | 30 | 479 | 2 | 0.4 % | 47.9 | 0.2 | 6 | 33 | 21 | 20.7 | 24.4 | 79.6 % |
| 15:00 | Speed Display | 30 | 490 | 5 | 1.0 % | 49.0 | 0.5 | 5 | 33 | 22 | 21.6 | 25.1 | 74.2 % |
| 16:00 | Speed Display | 30 | 536 | 8 | 1.5 % | 53.6 | 0.8 | 5 | 42 | 21 | 21.4 | 24.6 | 74.8 % |
| 17:00 | Speed Display | 30 | 531 | 3 | 0.6 % | 53.1 | 0.3 | 5 | 32 | 21 | 21.4 | 24.1 | 81.1 % |
| 18:00 | Speed Display | 30 | 496 | 3 | 0.6 % | 49.6 | 0.3 | 5 | 32 | 21 | 20.8 | 24.2 | 79.4 % |
| 19:00 | Speed Display | 30 | 391 | 3 | 0.8 % | 39.1 | 0.3 | 5 | 33 | 20 | 20.0 | 23.5 | 72.5 % |
| 20:00 | Speed Display | 30 | 289 | 1 | 0.3 % | 28.9 | 0.1 | 5 | 31 | 19 | 19.3 | 22.2 | 82.7 % |
| 21:00 | Speed Display | 30 | 187 | 0 | 0.0 % | 18.7 | 0.0 | 5 | 28 | 20 | 19.5 | 22.1 | 84.1 % |
| 22:00 | Speed Display | 30 | 111 | 1 | 0.9 % | 11.1 | 0.1 | 5 | 35 | 19 | 18.5 | 21.3 | 89.7 % |
| 23:00 | Speed Display | 30 | 99 | 0 | 0.0 % | 9.9 | 0.0 | 6 | 29 | 20 | 19.9 | 21.7 | 87.5 % |
| Total Volumes / Avg Speeds | Speed Display | 30 | 6099 | 42 | 0.7 % | 625.2 | 4.2 | 5 | 42 | 20 | 19.9 | 22.6 | 79.0 % |



Speed Summary Report

For Town of Dedham on 8/29/2016 at 8:18 AM

Generated by Brian Cullinane

Time of Day: 0:00 to 23:59

Location: Oak Street, 82 Oak Street, E

Dates: 6/24/2016 to 8/22/2016 (Su, M, T, W, Th, F, Sa)

| Hours | Mode | Speed Limit | Total # Vehicles | Total # Violations | % Violations | Average # Vehicles per day | Average # of Violations per day | Minimum Speed Recorded | Maximum Speed Recorded | Average Speed | 50% Speed | 85% Speed | Sign Effectiveness |
|------------------------|------|-------------|------------------|--------------------|--------------|----------------------------|---------------------------------|------------------------|------------------------|---------------|-----------|-----------|--------------------|
| Total/Avg w/o Feedback | | | 0 | 0 | 0.0 % | 0.0 | 0.0 | 0 | 0 | 0 | 0.0 | 0.0 | 0.0 % |
| Total/Avg w/Feedback | | | 6099 | 42 | 0.7 % | 625.2 | 4.2 | 5 | 42 | 20 | 19.9 | 22.6 | 79.0 % |



Speed Summary Report

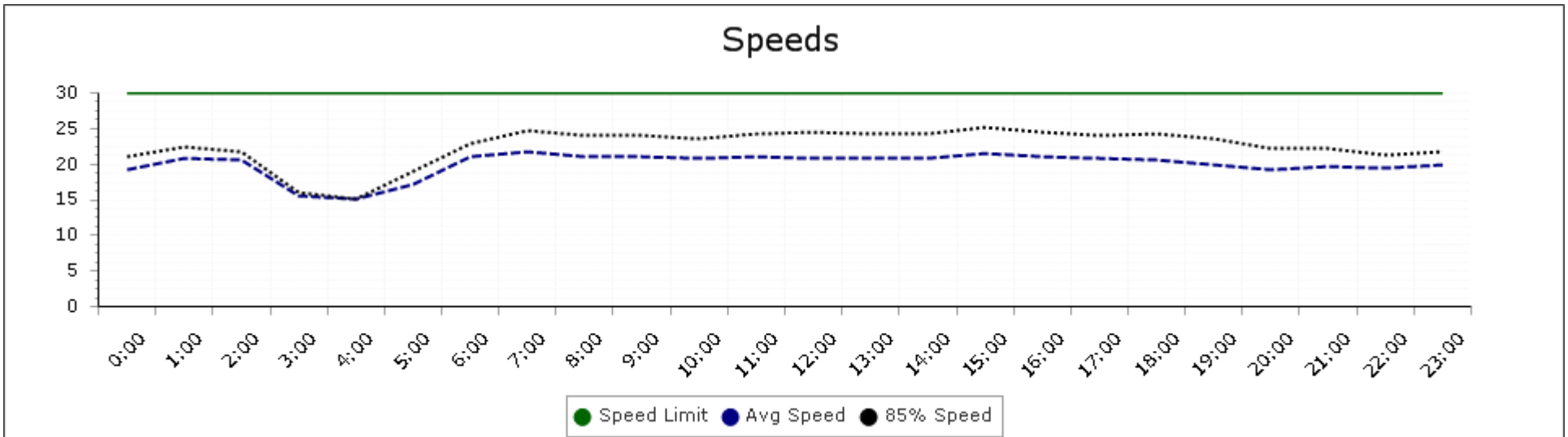
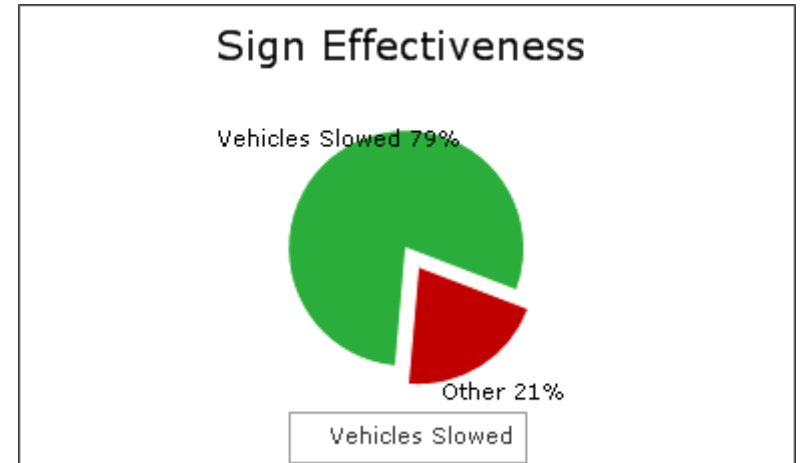
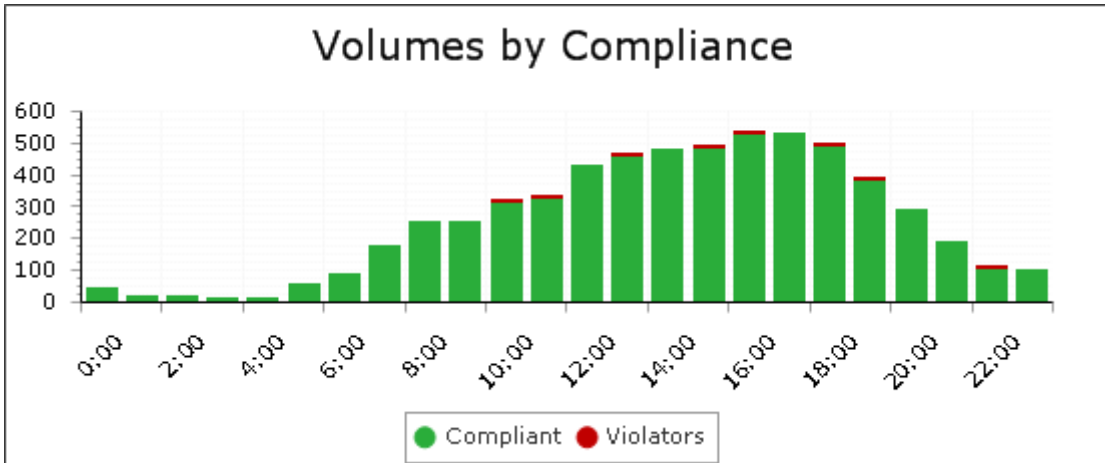
For Town of Dedham on 8/29/2016 at 8:18 AM

Generated by Brian Cullinane

Location: Oak Street, 82 Oak Street, E

Time of Day: 0:00 to 23:59

Dates: 6/24/2016 to 8/22/2016 (Su, M, T, W, Th, F, Sa)





Speed Summary Report

For Town of Dedham on 8/29/2016 at 8:18 AM

Generated by Brian Cullinane

Time of Day: 0:00 to 23:59

Location: Oak Street, 82 Oak Street, E

Dates: 6/24/2016 to 8/22/2016 (Su, M, T, W, Th, F, Sa)

Overall Summary

| | |
|-------------------------------|---------------------------|
| Total Days of Data | 11 |
| Speed Limit | 30 |
| Average Speed | 19.99 |
| 50th Percentile Speed | 19.88 |
| 85th Percentile Speed | 22.55 |
| Pace speed range | 20 to 29 |
| Maximum Speed | 42 |
| Minimum Speed | 5 |
| Display Status? | Displaying Speed Feedback |
| Average Volume per Day | 625.18 |
| Total Volume | 6,099 |