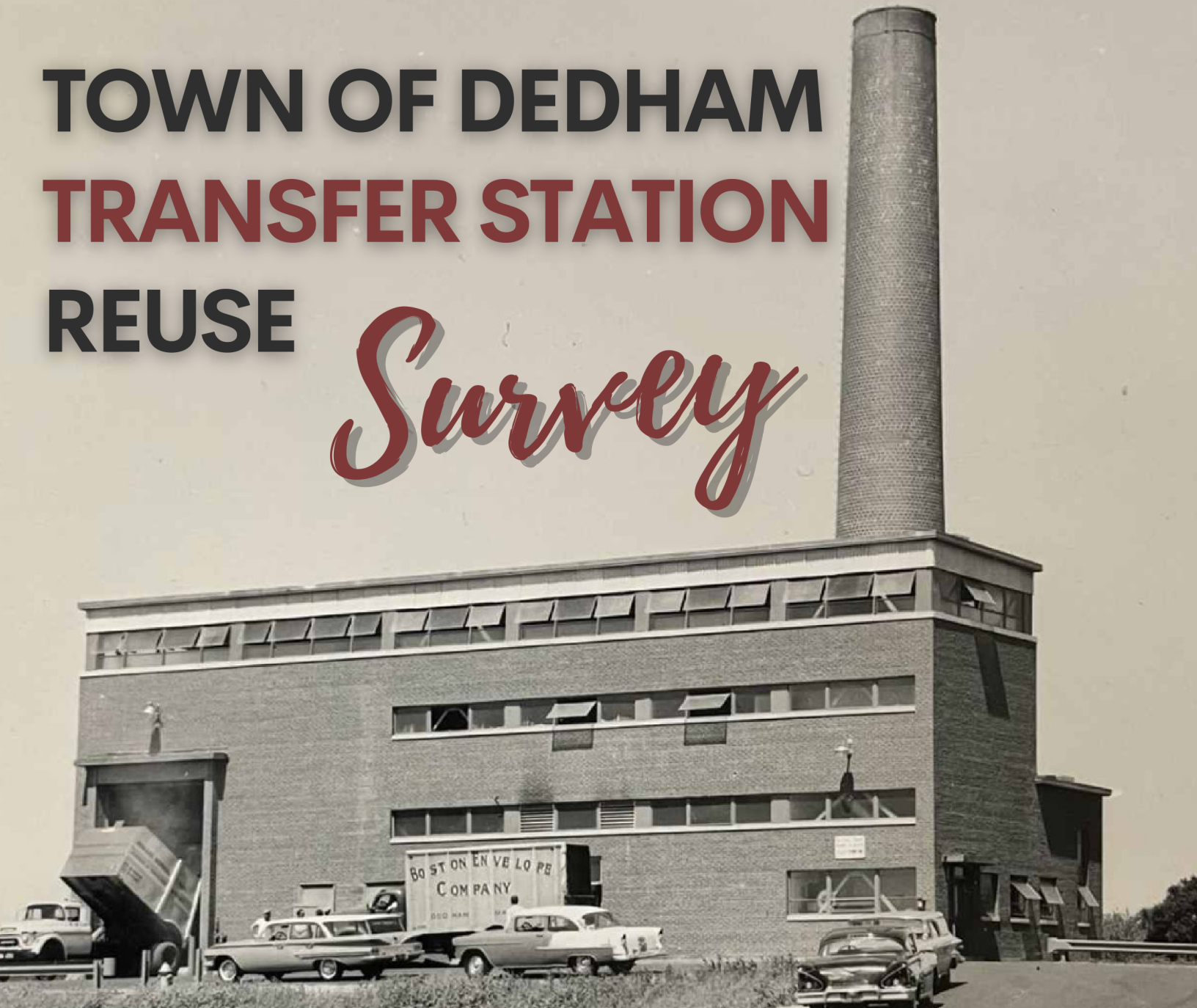


# TOWN OF DEDHAM TRANSFER STATION REUSE *Survey*



The Town is launching a survey (open until March 15th) to collect input from Dedham residents and stakeholders on future reuse possibilities of the Town-owned property located at 5 Incinerator Road, site of the former Transfer Station. Scan the QR code below to take the survey!

## Questions?

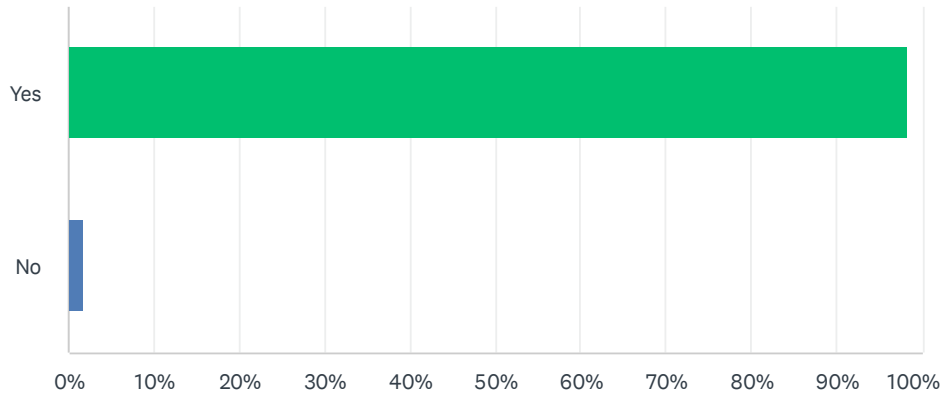
Contact Jayson Schultz, Economic Development Planner  
Email: [jschultz@dedham-ma.gov](mailto:jschultz@dedham-ma.gov)  
Phone: 781-751-9175  
Project Page: [www.dedham-ma.gov/transferstation](http://www.dedham-ma.gov/transferstation)



TOWN OF  
**DEDHAM**  
MASSACHUSETTS

## Q1 Are you a Dedham resident?

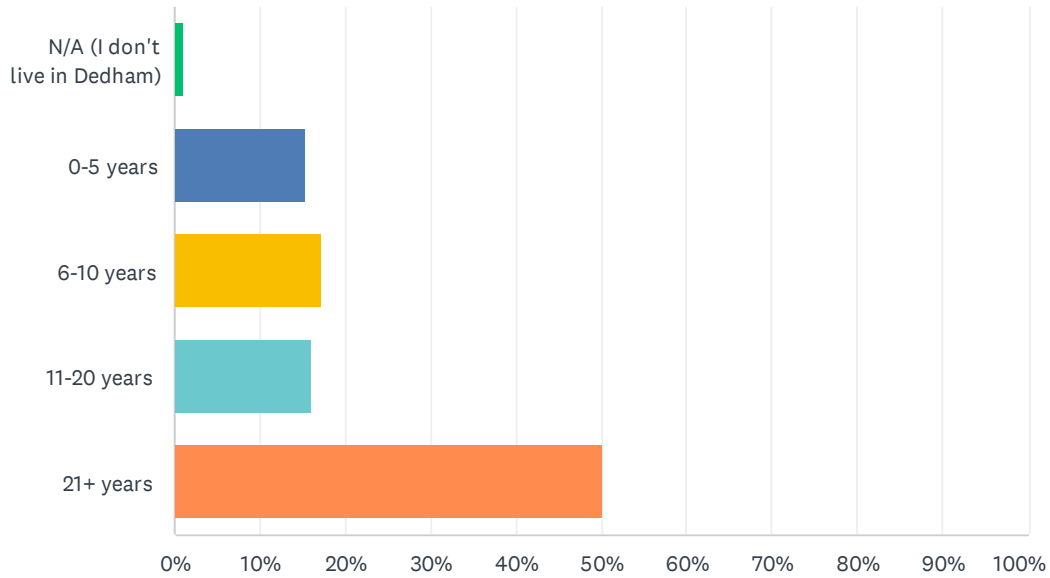
Answered: 615 Skipped: 2



ANSWER CHOICES	RESPONSES	
Yes	98.37%	605
No	1.63%	10
TOTAL		615

## Q2 How long have you lived in Dedham?

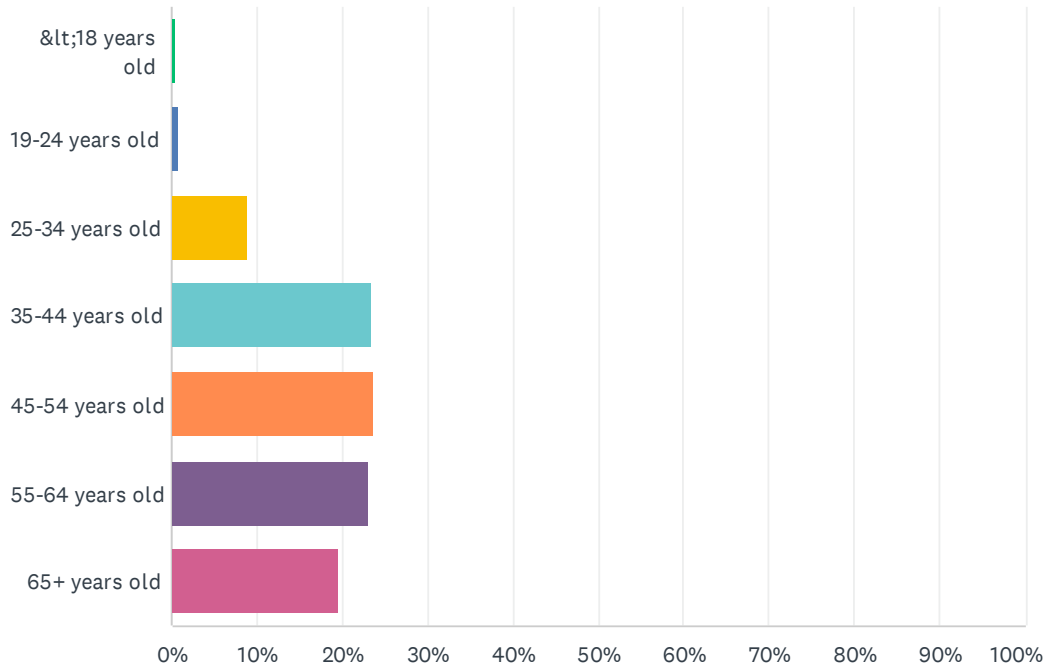
Answered: 616 Skipped: 1



ANSWER CHOICES	RESPONSES	
N/A (I don't live in Dedham)	1.14%	7
0-5 years	15.26%	94
6-10 years	17.37%	107
11-20 years	16.07%	99
21+ years	50.16%	309
<b>TOTAL</b>		<b>616</b>

### Q3 What is your age?

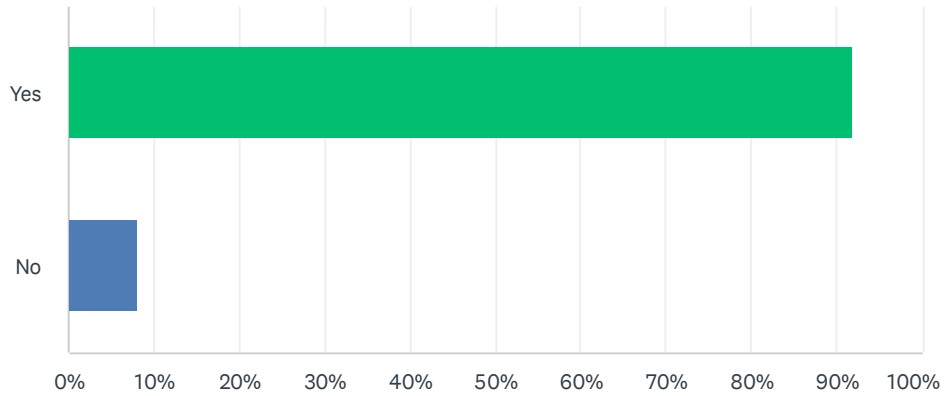
Answered: 614 Skipped: 3



ANSWER CHOICES	RESPONSES	
<18 years old	0.33%	2
19-24 years old	0.81%	5
25-34 years old	8.96%	55
35-44 years old	23.45%	144
45-54 years old	23.62%	145
55-64 years old	23.13%	142
65+ years old	19.71%	121
TOTAL		614

### Q4 Are you familiar with the former Dedham Transfer Station property located at 5 Incinerator Road?

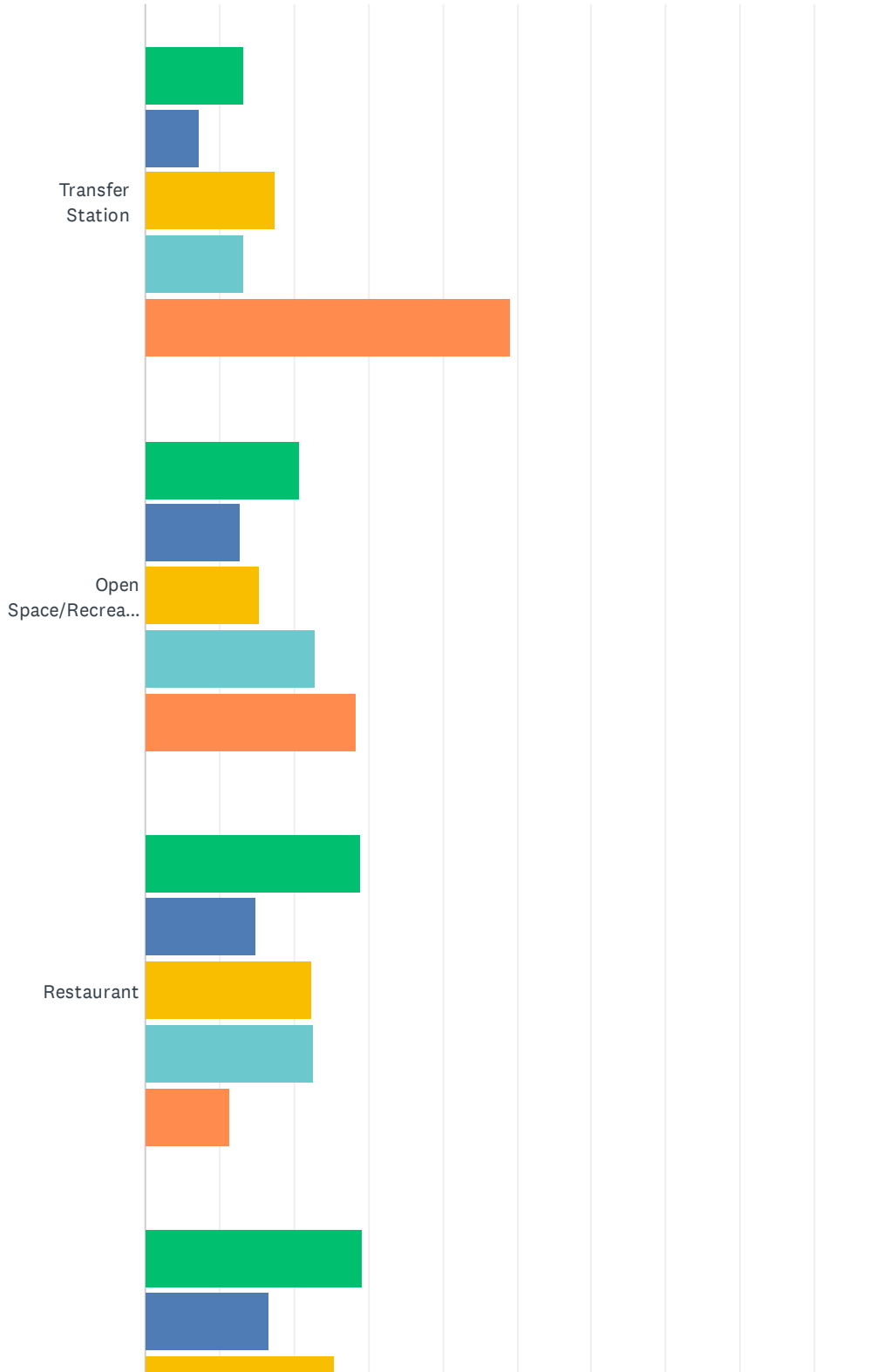
Answered: 617 Skipped: 0



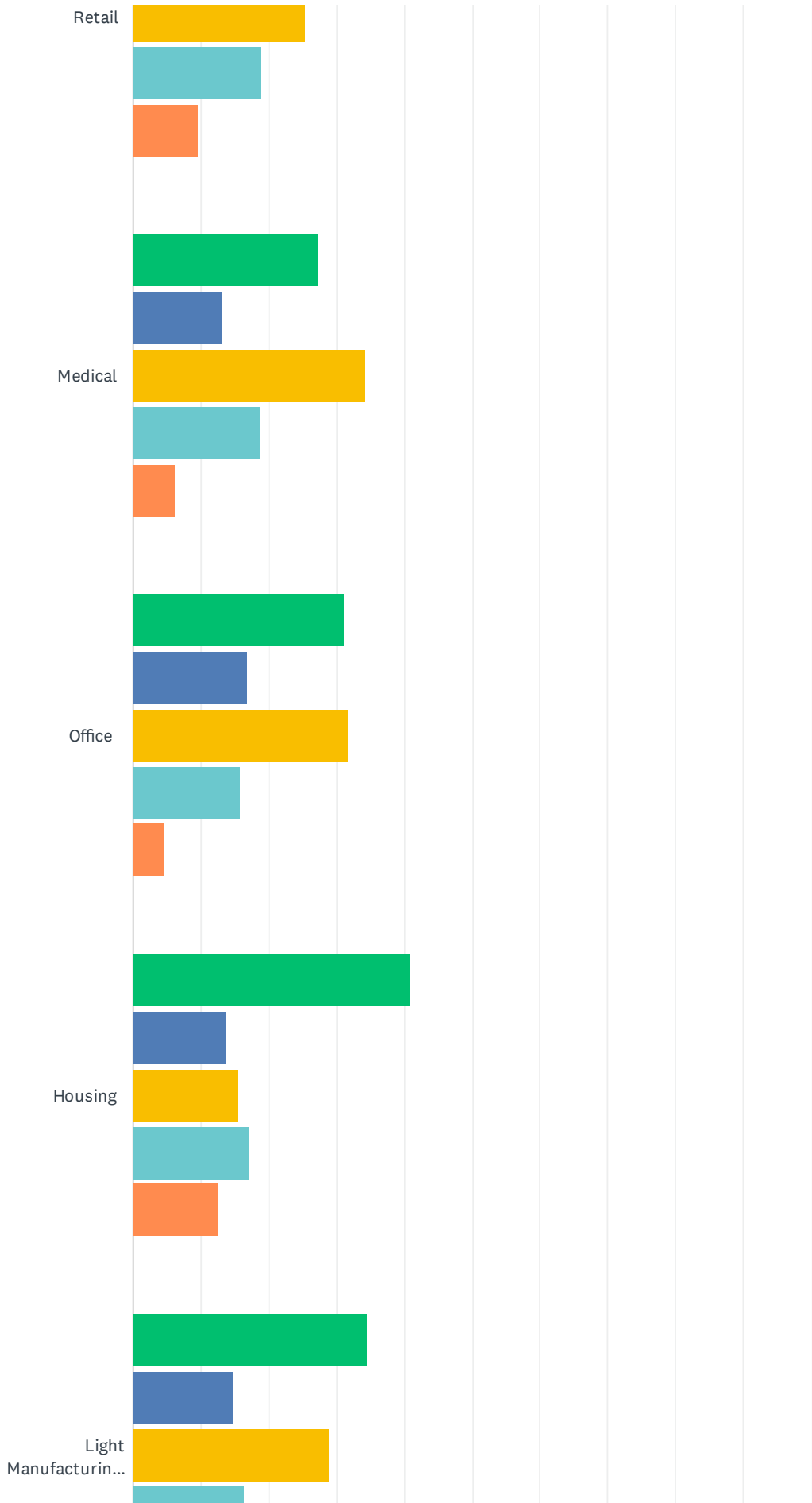
ANSWER CHOICES	RESPONSES	
Yes	91.90%	567
No	8.10%	50
TOTAL		617

Q5 Potential reuse of the Transfer Station property will be shaped by community input. Please rank the possible reuse options below based on your preference.

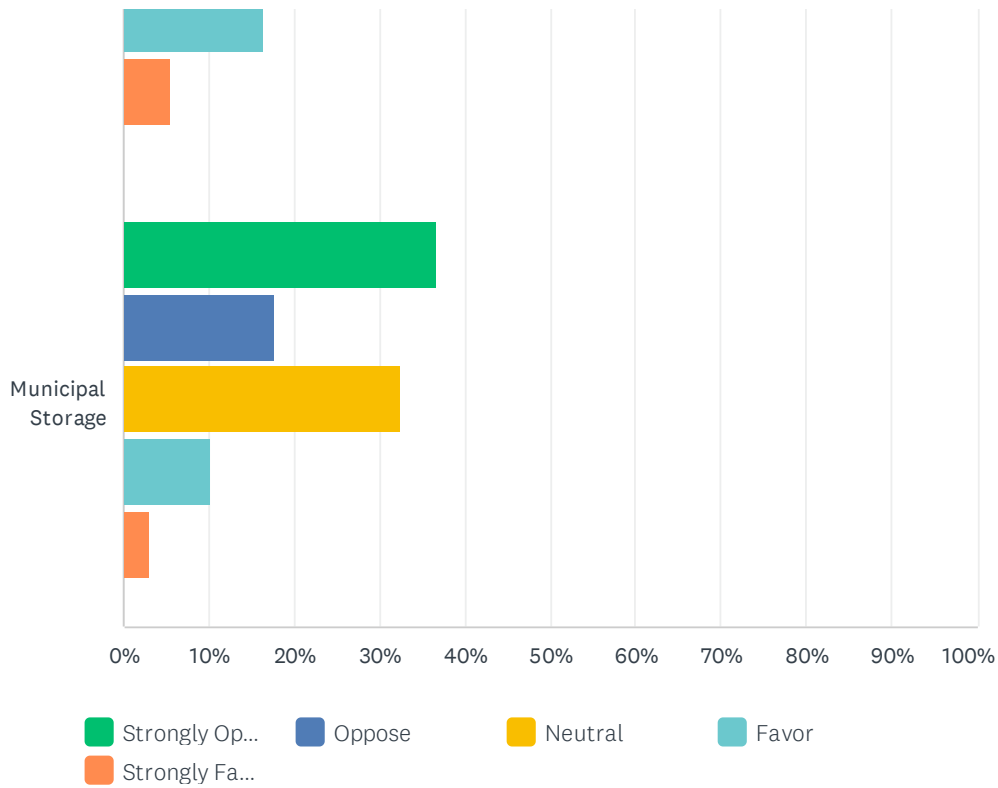
Answered: 613 Skipped: 4



# Town of Dedham Transfer Station Reuse Survey



## Town of Dedham Transfer Station Reuse Survey

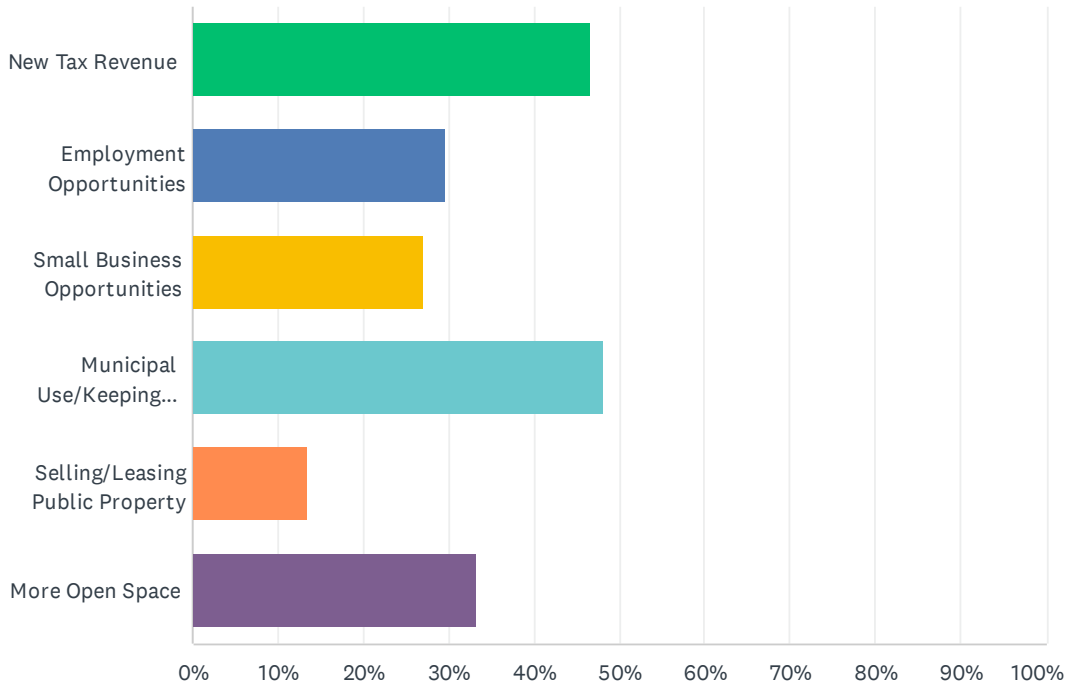


	STRONGLY OPPOSE	OPPOSE	NEUTRAL	FAVOR	STRONGLY FAVOR	TOTAL	WEIGHTED AVERAGE
Transfer Station	13.14% 79	7.15% 43	17.47% 105	13.14% 79	49.08% 295	601	3.78
Open Space/Recreation	20.71% 122	12.73% 75	15.28% 90	22.92% 135	28.35% 167	589	3.25
Restaurant	28.97% 168	14.83% 86	22.41% 130	22.59% 131	11.21% 65	580	2.72
Retail	29.21% 170	16.67% 97	25.43% 148	19.07% 111	9.62% 56	582	2.63
Medical	27.34% 158	13.32% 77	34.26% 198	18.86% 109	6.23% 36	578	2.63
Office	31.03% 180	16.90% 98	31.72% 184	15.69% 91	4.66% 27	580	2.46
Housing	41.03% 240	13.68% 80	15.56% 91	17.26% 101	12.48% 73	585	2.46
Light Manufacturing (Warehouse/Life Sciences/Auto related)	34.60% 201	14.63% 85	28.92% 168	16.35% 95	5.51% 32	581	2.44
Municipal Storage	36.60% 209	17.69% 101	32.40% 185	10.33% 59	2.98% 17	571	2.25



## Q6 What are your preferred outcomes for reuse of the Transfer Station property (Select all that apply)?

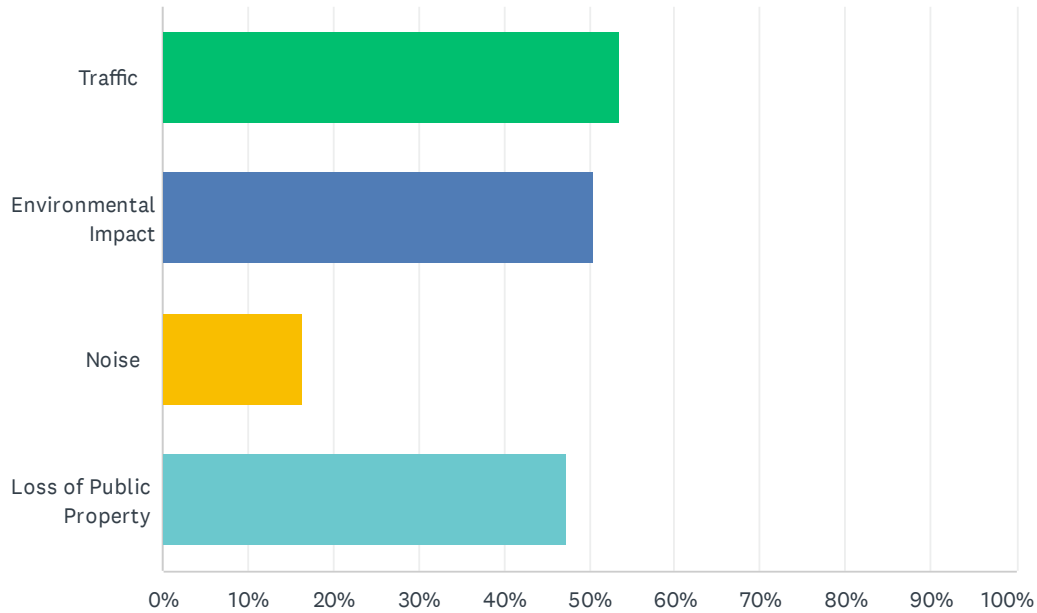
Answered: 530 Skipped: 87



ANSWER CHOICES	RESPONSES	
New Tax Revenue	46.79%	248
Employment Opportunities	29.62%	157
Small Business Opportunities	26.98%	143
Municipal Use/Keeping Public Property	48.11%	255
Selling/Leasing Public Property	13.40%	71
More Open Space	33.21%	176
Total Respondents: 530		

## Q7 What are your concerns for reuse of the Transfer Station property (Select all that apply)?

Answered: 483 Skipped: 134



ANSWER CHOICES	RESPONSES	
Traffic	53.62%	259
Environmental Impact	50.52%	244
Noise	16.36%	79
Loss of Public Property	47.41%	229
Total Respondents: 483		