


FRANKLIN LINE



DEDHAM

East Street Bridge Replacement

East Street Bridge Replacement Project

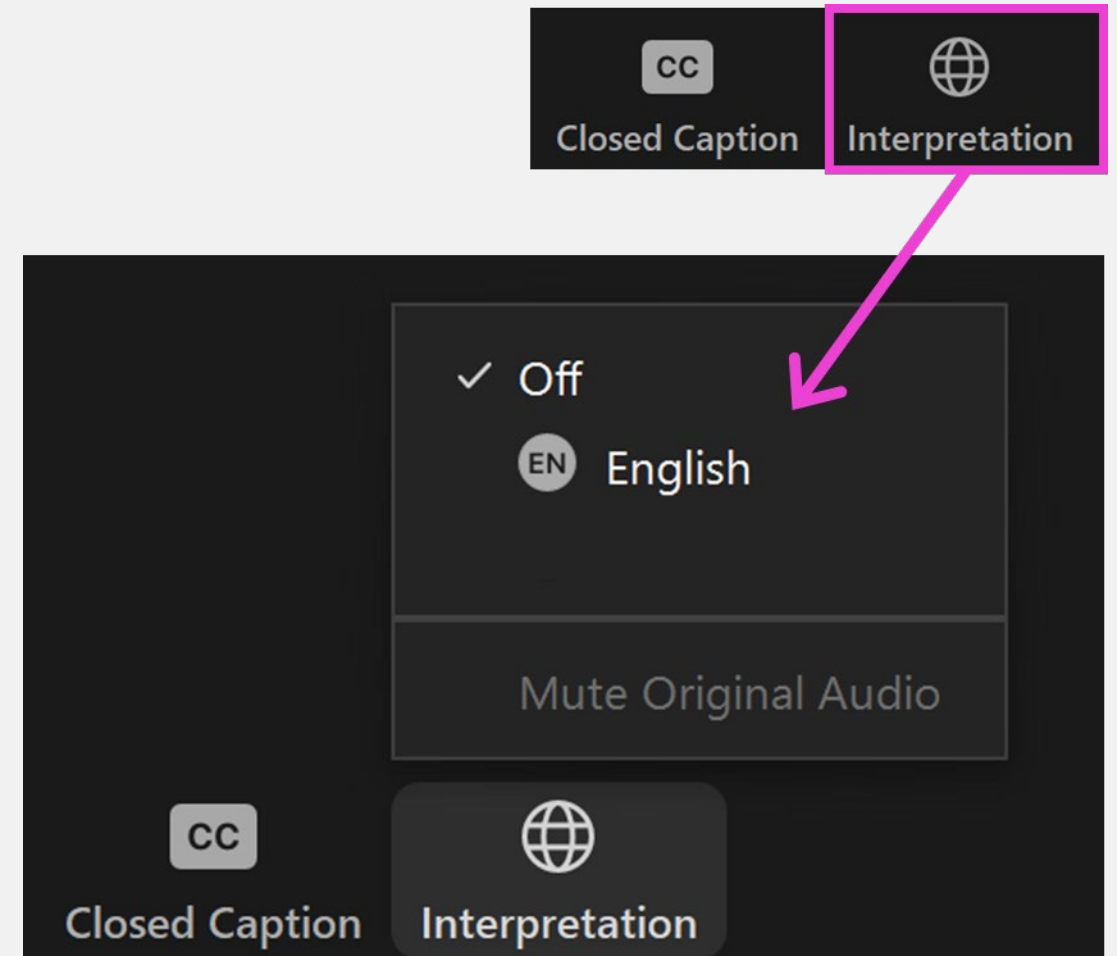
Virtual Public Meeting

December 9, 2021



How to Use Zoom: Interpretation

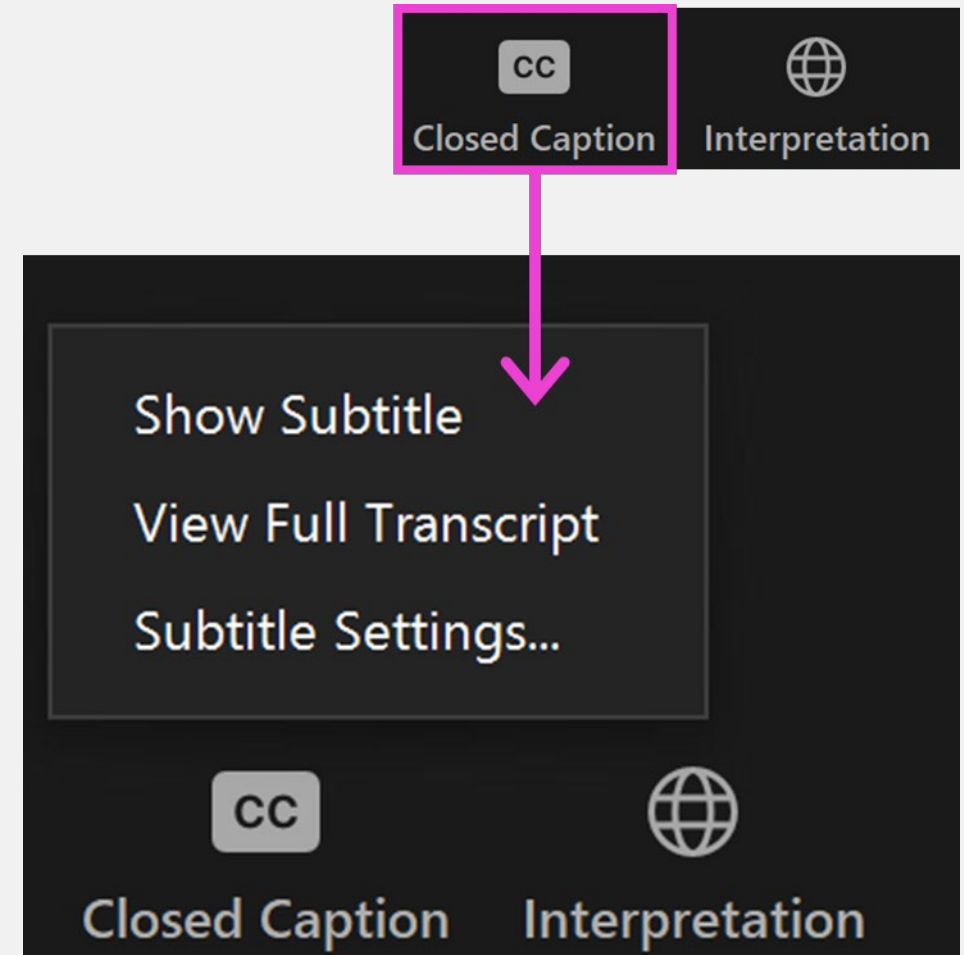
- Select the language you would like to hear by clicking the **Interpretation** feature and selecting a language from the list provided.
- To hear the interpreted language only, click **Mute Original Audio**.





How to Use Zoom: Captioning

- You can view closed captions by clicking the **Closed Caption** feature and selecting from the options shown.
- **Show Subtitle** will display a caption at the bottom of the screen.
- **View Full Transcript** will display the meeting's audio transcription in a window to the right.





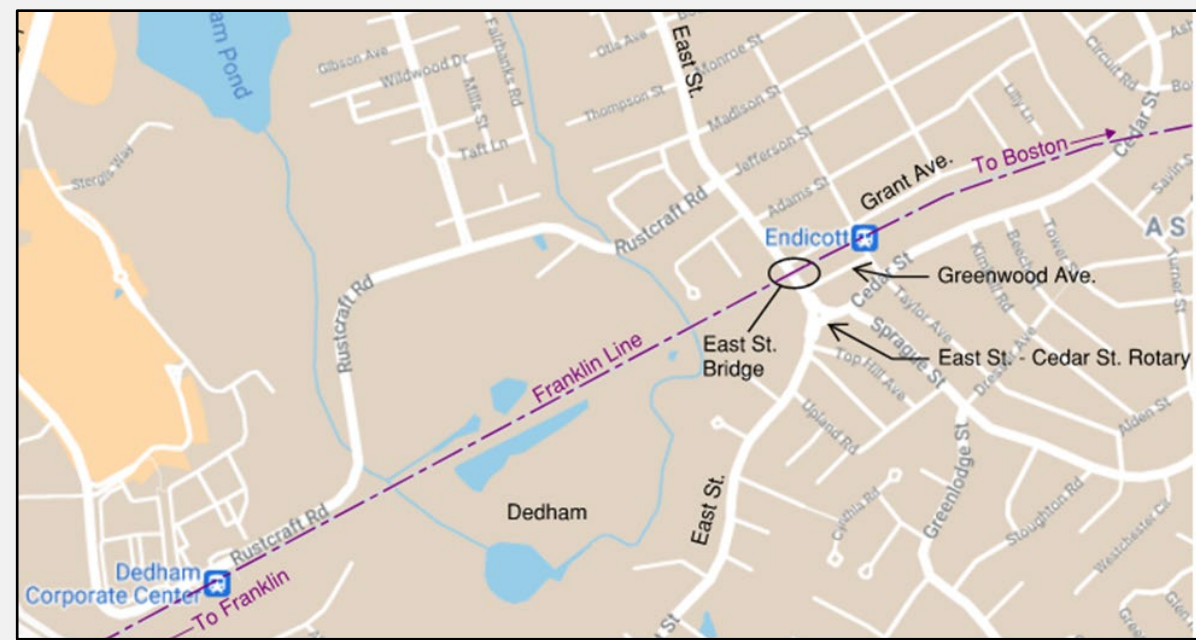
Agenda

- About the project
- Existing conditions
- Where we are in design
 - Proposed bridge/roadway
 - Bridge height
- Project timeline
- Questions



About the Project

- Improve safety on and below the bridge
 - Increased vertical clearance will:
 - Minimize over-height vehicle collisions
 - Increased horizontal clearance will:
 - Eliminate “bottleneck” under the bridge
 - Allow for better traffic flow on East St.
 - Provide sidewalks under the bridge
- Improve reliability
 - Reduces East St. traffic closures due to collisions
 - Reduces Town emergency personnel responses to collisions
 - Reduces Commuter Rail service interruptions
- Estimated project cost: \$18M



Bridge location is between Endicott and Dedham Corporate Center stations.



Looking west on East St.



Existing Conditions

- Bridge built in 1904
- Substandard roadway width
 - Two 11'-6" wide travel lanes without shoulders
- No sidewalks under bridge
- Substandard vertical clearance
 - 12'-3" vertical clearance

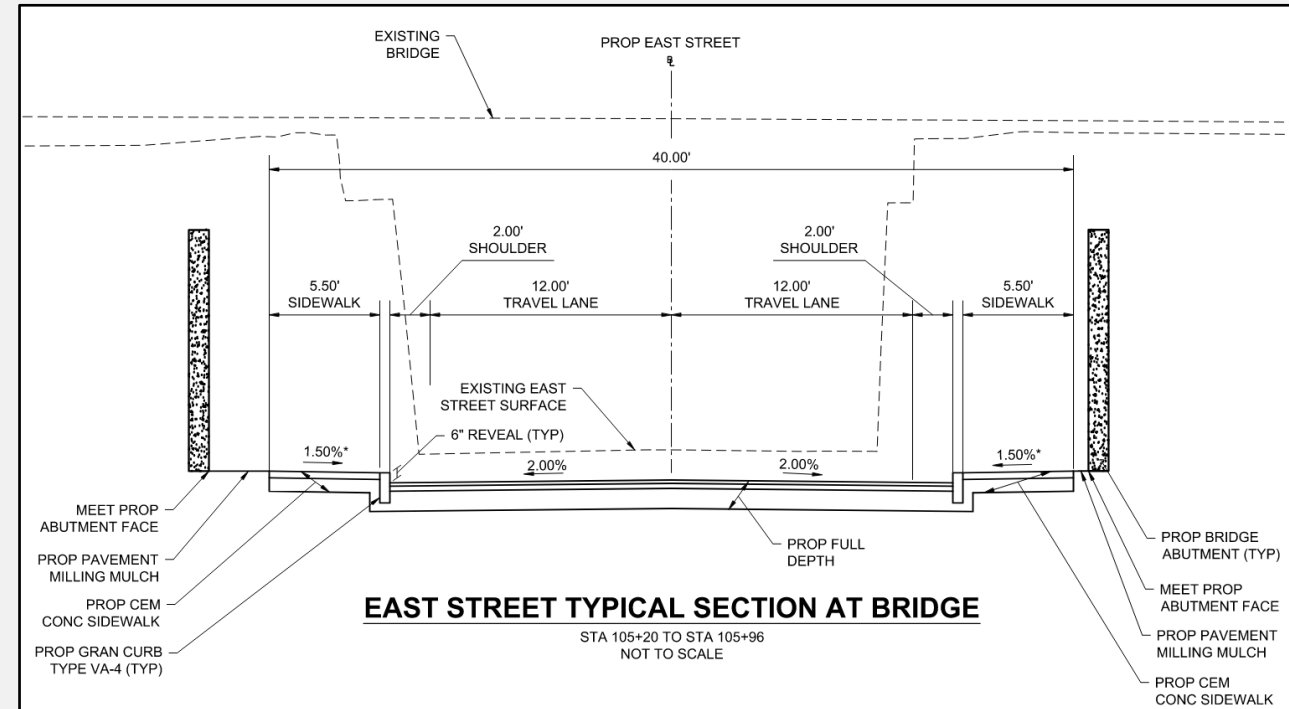


Bottleneck of East St. under the bridge



Proposed Roadway

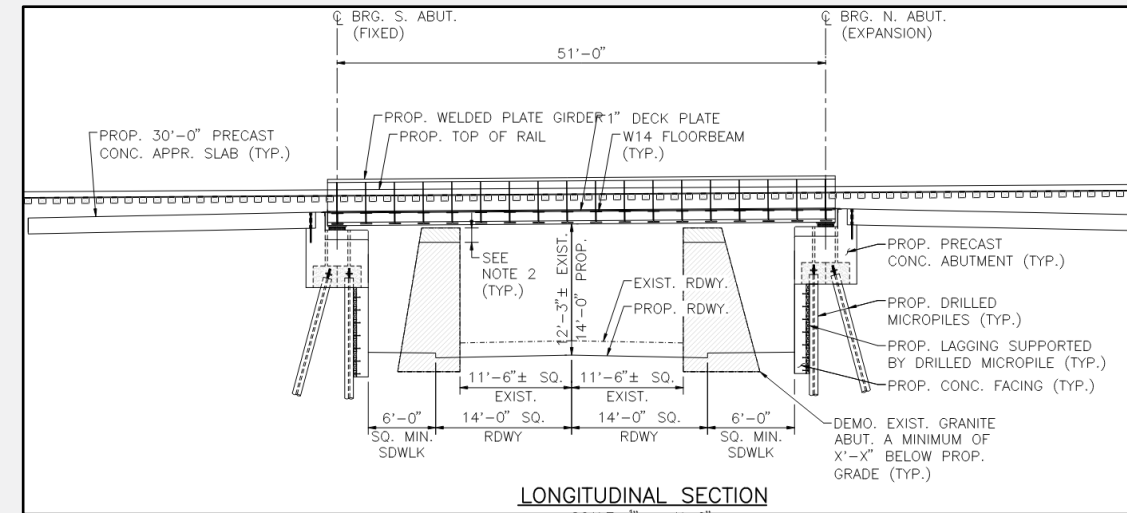
- 12' travel lanes and 2' shoulders
 - 5' larger than existing roadway
- Continuous sidewalks on both sides of East St. allowing residents to safely walk under the bridge
- 1'-9" lowering of East St. necessary for vertical clearance increase
 - Some utility relocation
 - Minor impacts to surrounding properties (regrading parts of driveways and walkways)





Proposed Bridge

- Meets MBTA and Federal standards
 - Brings bridge to State of Good Repair
- 14' minimum vertical clearance
 - Reduces the potential for over-height collisions
 - Allows safe passage for emergency vehicles
 - Will require Town to post signage
- Through girder system superstructure
 - Minimizes structure depth and roadway lowering
- Drilled micropiles instead of shafts
 - Reduces construction noise
 - Can be performed from track level with no/minimal impact to East St. traffic





Assessing the Problem: Bridge Height

- Bridge strikes
 - Keolis responded to 8 major collisions between July 2019 and November 2020
 - 6 between July and September 2019
- Need to increase vertical clearance
 - Existing bridge is 12'-3"
 - Maximum legal truck height under Massachusetts law: 13'-6"
 - FHWA and AASHTO recommended minimum clearance: 14'-0"
 - MassDOT vertical clearance requirement: 16'-6"
- Design height is 14'
 - Optimal height is 16'-6"
 - Lowest height to reduce severe damage to MBTA infrastructure and public safety risk is 14'





Accelerated Bridge Construction

- Allows existing bridge to remain in service while new superstructure is erected
- Minimizes prolonged East St. traffic closures
- Minimizes impacts to MBTA riders
 - Weekend outages only



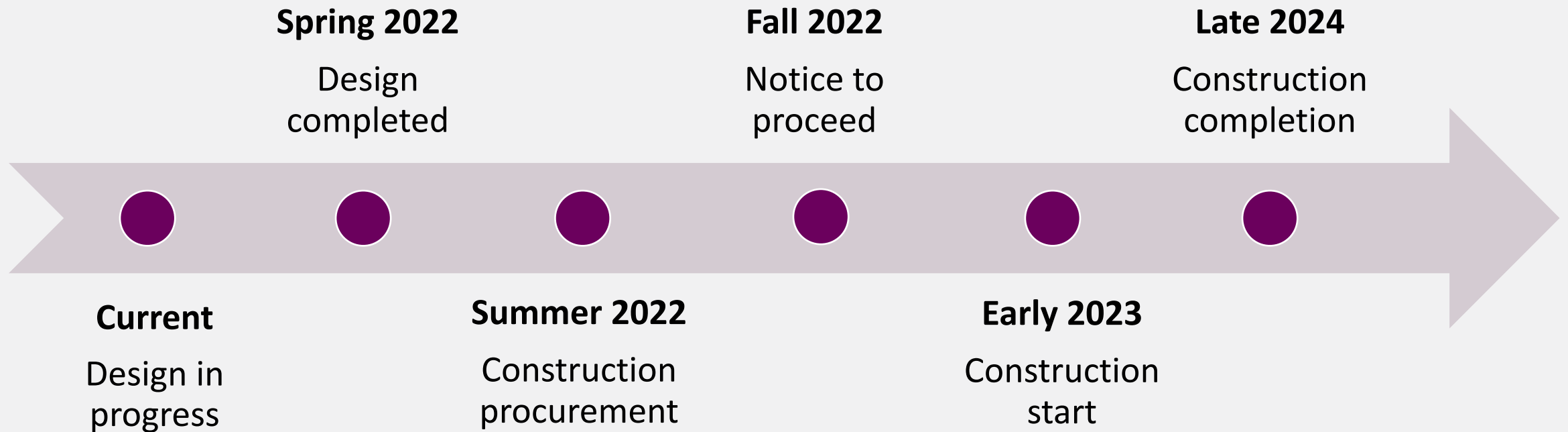
Rt. 18 over Kingston Line in Weymouth – lateral slide



Franklin Line over Guild St. in Norwood – SPMT



Project Timeline





Public Outreach and Next Steps

- Email advisories
 - [Sign up on the website](#)
- Website
 - www.MBTA.com/EastStBridge
- Questions or comments
 - EastStBridge@MBTA.com



Questions?

Please share only one question or comment at a time.

- Press the “Raise Hand” button to share a question or comment verbally. Wait for the moderator to recognize and unmute you before speaking
- All attendees who have joined by phone only, you may raise your hand by pressing the star button and then nine (*9)
- After you speak, we will lower your hand and you will be muted to allow the team to respond and provide opportunities for others to participate
- Use the “Q&A” button to submit a typed question or comment
- Comments may also be sent to EastStBridge@MBTA.com
- Visit us at [MBTA.com/EastStBridge](https://www.mbta.com/EastStBridge)

